

040-0850 Push Button Handle with Power Lock



This new power locking Push Button Handle is specifically designed for off-highway vehicle applications that require a surface mounted exterior push button handle and is designed to complement the already proven family of 020-0800 Pull Handles. Providing the same mounting and space claim, OEM's can now offer different levels of features within a Pull or Push-Button Product. Its modular design provides versions that include mechanical locking, state sensing, power locking and capacitive sensing with the same mounting and space claim allowing upgrades across OEM platforms and model differentiation.

DESIGNED FOR:

- Medium to heavy-duty agricultural and construction personnel doors
- Off-highway vehicle applications that require a direct release surface mounted exterior push button handle
- Allows power locking/unlocking via a switch, remote RF Fob or keypad

040-0800	Pushbutton Handle
040-0850	Pushbutton Handle with Power Locking
040-0870	Pushbutton Handle with Capacitive Sensing

Global Locations:

TriMark Corporation
500 Bailey Avenue
P.O. Box 350
New Hampton, Iowa 50659
United States
Tel: 641-394-3188
Fax: 641-394-2392
1-800-447-0343
www.trimarkcorp.com

TriMark Europe
Unit 3 Sence Court
Bardon Hill
Coalville
Leicestershire LE67 1GZ
United Kingdom
Tel: +44(0)1530 512460
Fax: +44(0)1530 512461
www.trimarkeu.com

TriMark (Xuzhou)
Building A5 Jingwu Road
Xuzhou Economic
Development Zone
Xuzhou, Jiangsu
221004 PR China
Tel: +86 516 8773 0018
Fax: +86 516 8773 0058
www.trimarkcn.com



TriMark. Interactive. Product. Selector



TriMark



TriMark Corporation



TriMark Corporation

FEATURES/BENEFITS:

- This modular product offering allows the OEM to offer different level of features and benefits in a Push Button Handle family
- Utilizes a similar mounting pattern and space claim as TriMark's 020-0850/870 Pull Handle family and provides a choice between a push button and pull handle type product with similar functionality
- Easy to operate (ergonomics) with gas injection molded handle for smooth grip area
- Full gloved hand clearance
- 15.8mm (.625") button travel - readily adaptable to a variety of door thickness with an adjustable bolt and nut
- Water resistant to IP65
- Automotive Locking function with detent
 - ◊ 45° CCW rotation to lock/45° CW rotation to unlock
 - ◊ Button is rigid when locked
- Provides automotive function and convenience to your cabs and enclosures by adding power locking self-contained motor - provides remote locking
- PTC overload to protect motor against excessive heating
- Provides mechanical lock override with key in case of power disruption

AVAILABLE:

- Can be keyed alike with most single and reversible key systems or keyed random
- Optional integrated switch that indicates electrically the door lock status
- With gasket to facilitate mounting and provide resistance to water and dirt infiltration (sold separately)
- In 12V or 24V versions

MATERIAL:

- Handle and base: Glass reinforced nylon
- Mounting details: brass inserts

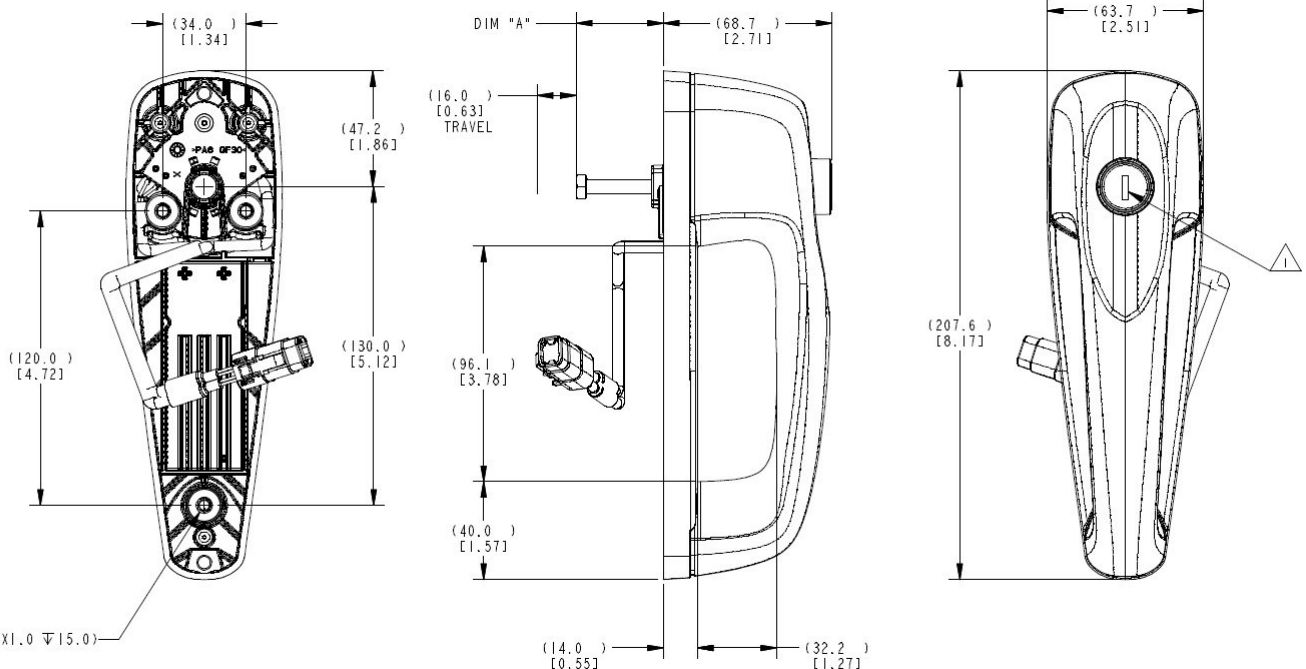
INSTALLATION:

- Easy to install - suitable for mounting to glass, steel and composite doors
 - ◊ Similar mounting pattern as TriMark's 020-0850/870 Pull Handle - mounts against glass with only two holes or steel with conventional mounting (Note: This Push Button has a slightly different cutout for steel doors)
 - ◊ 120mm - 3 bolt pattern (34mm) wide M6 x 1.0 bolts (not included)
 - ◊ Recommended mounting fastener torque to be 9.0 - 11.0 N-m (79 - 97 lbf-in)

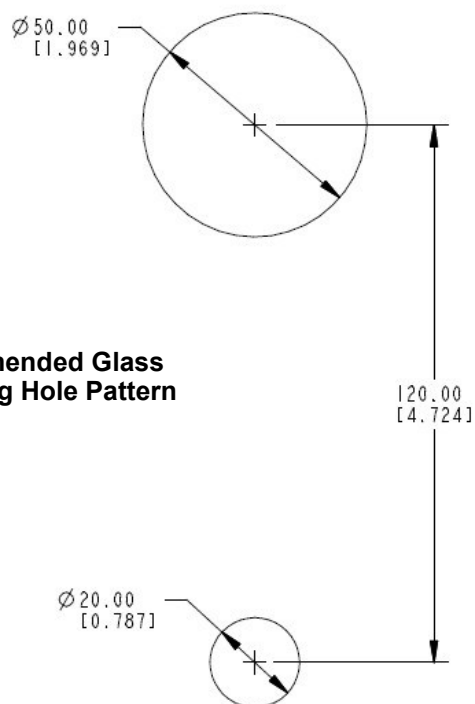
U.S. Design Patent No. D1,043,306

CAUTION: Product does not meet the locking requirements for FMVSS 206 (ECE R11).

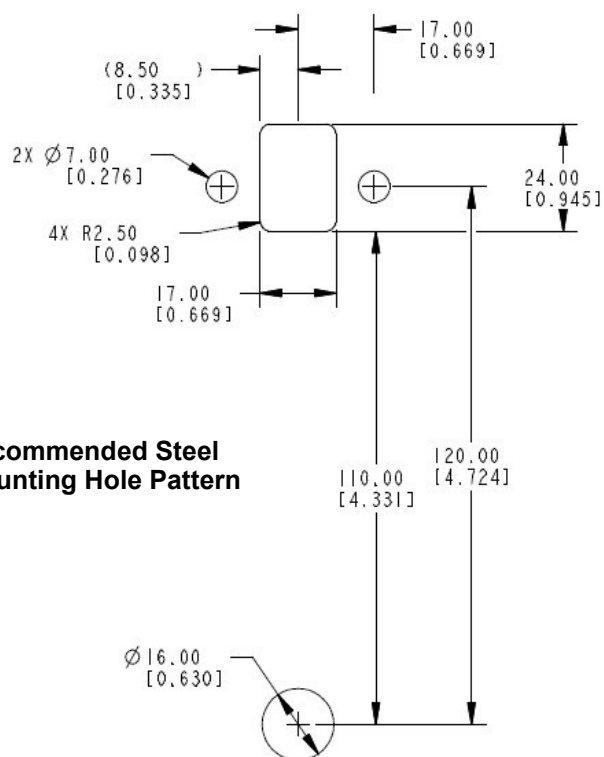
Individual part dimensions are for reference only. Refer to individual part drawings for complete dimensions, specifications, and installation procedures. Engineering assistance and application drawings are available.



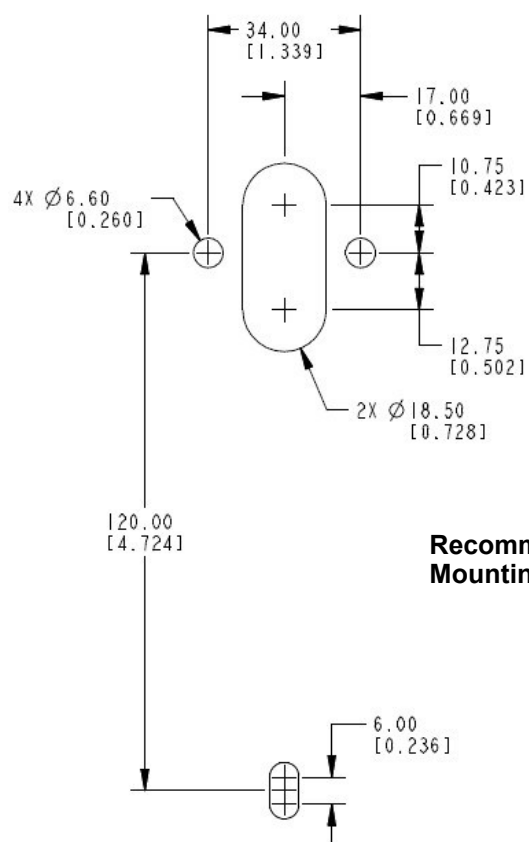
For more information visit
www.trimarkcorp.com



Recommended Glass Mounting Hole Pattern



Recommended Steel Mounting Hole Pattern



Recommended Steel Mounting Hole Pattern

